SUPERSPORT®
FIM WORLD CHAMPIONSHIP

19
SSP

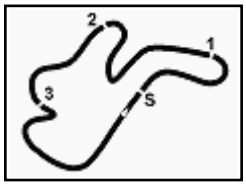

Phillip Island 4.445 m

Phillip Island, 25-26-27 February 2011
Supersport - Chronological Analysis Qualifying 2nd Session

4 REA GINO

Lap	Sector 1	Sector 2	Sector 3	Sector 4	Sector 5	Lap Time	km/h
1			32.218	30.549	28.035	2'02.257 P	
2	3.829	19.638	43.846	19.895	27.113	1'54.321	259.3
3	3.807	19.441	32.837	21.856	27.340	1'45.281	259.3
4	**3.744**	19.479	27.763	18.334	26.870	1'36.190	**262.4**
5	3.789	19.486	28.005	18.233	26.952	1'36.465	260.5
6	3.859	20.075	31.355	20.451	8'11.689	9'27.429 P	256.2
7			29.073	18.668	27.475	1'51.946 P	
8	3.817	19.417	27.944	18.171	27.009	1'36.358	259.3
9	3.825	19.608	28.179	18.572	9'17.743	10'27.927 P	258.6
10			31.161	23.354	27.438	1'50.002 P	
11	3.783	**19.060**	27.828	18.059	26.897	1'35.627	261.8
12	3.835	24.239	33.125	18.411	27.182	1'46.792	256.8
13	3.780	19.135	28.301	18.264	26.927	1'36.407	261.1
14	3.801	20.965	33.642	22.643	39.624	2'00.675	260.5
15	3.774	19.809	39.369	21.907	27.424	1'52.283	261.8
16	3.767	19.282	**27.633**	18.022	26.688	1'35.392	261.1
17	3.776	19.187	27.693	**18.020**	**26.686**	**1'35.362**	261.8

5 LUNDH ALEXANDER

Lap	Sector 1	Sector 2	Sector 3	Sector 4	Sector 5	Lap Time	km/h
1			29.867	19.371	28.629	1'51.402 P	
2	3.783	20.447	28.131	18.521	27.400	1'38.282	259.3
3	3.743	20.158	58.681	19.309	28.628	2'10.519	265.0
4	**3.727**	19.956	28.446	18.509	27.240	1'37.878	**265.6**
5	3.737	19.791	51.146	19.226	27.869	2'01.769	264.3
6	3.813	19.816	29.128	18.940	27.501	1'39.198	261.1
7	3.821	19.771	28.257	18.518	27.353	1'37.720	258.6
8	3.805	19.797	28.116	18.471	27.240	1'37.429	260.5
9	3.797	19.602	28.876	18.719	27.617	1'38.611	260.5
10	3.818	19.824	28.220	18.578	27.353	1'37.793	258.6
11	3.803	19.673	29.391	19.696	6'17.162	7'29.725 P	259.9
12			32.247	22.941	30.322	2'00.507 P	
13	3.738	19.651	48.135	19.905	27.773	1'59.202	265.0
14	3.802	19.762	28.247	18.559	27.247	1'37.617	261.1
15	3.809	19.523	27.885	18.361	27.084	1'36.662	259.9
16	3.808	19.384	27.895	18.372	27.227	1'36.686	261.1
17	3.807	19.450	28.103	18.417	27.110	1'36.887	259.9
18	3.797	19.492	27.779	18.294	27.078	1'36.440	261.1
19	3.779	19.408	28.044	18.674	27.225	1'37.130	263.0
20	3.799	19.718	27.896	18.454	27.293	1'37.160	261.1
21	3.805	**19.314**	27.858	18.307	27.143	1'36.427	260.5
22	3.809	19.470	**27.678**	**18.205**	27.102	**1'36.264**	261.1
23	3.808	19.482	27.832	18.346	**27.037**	1'36.505	261.1

7 DAVIES CHAZ

Lap	Sector 1	Sector 2	Sector 3	Sector 4	Sector 5	Lap Time	km/h
1			29.440	18.930	27.505	1'47.725 P	
2	3.703	19.404	28.216	18.603	27.225	1'37.151	266.9
3	3.717	19.547	28.002	18.354	27.050	1'36.670	266.9
4	3.698	19.357	27.908	18.306	27.139	1'36.408	267.6
5	3.759	21.059	28.132	18.563	4'48.646	6'00.159 P	264.3
6			28.719	18.762	27.249	1'46.160 P	
7	3.706	19.400	28.067	**18.270**	26.907	1'36.350	267.6
8	3.709	19.331	27.550	18.503	27.133	1'36.226	266.9
9	3.725	19.449	28.536	19.285	8'01.951	9'12.946 P	266.3
10			32.350	19.206	28.022	1'50.285 P	
11	3.697	19.395	27.521	18.412	**26.847**	**1'35.872**	267.6
12	3.690	19.434	**27.494**	18.426	27.076	1'36.120	268.3
13	3.699	19.502	27.577	18.408	27.071	1'36.257	267.6
14	3.736	21.284	28.979	19.227	3'38.091	4'51.317 P	265.0
15			34.023	21.649	38.451	2'07.113 P	
16	3.850	21.157	41.175	28.916	29.707	2'04.805	259.3
17	3.679	19.744	29.079	19.391	27.079	1'38.972	269.6
18	**3.626**	**19.263**	1'03.058	21.683	29.079	2'16.709	**272.3**

8 CHESAUX BASTIEN

Lap	Sector 1	Sector 2	Sector 3	Sector 4	Sector 5	Lap Time	km/h
1			29.025	18.771	27.645	1'46.532 P	
2	3.872	20.000	28.319	18.637	27.536	1'38.364	255.6
3	3.900	19.780	28.105	18.616	27.797	1'38.198	254.4
4	3.989	21.062	28.359	18.726	27.402	1'39.538	249.7
5	3.819	19.469	28.297	18.556	27.494	1'37.635	**260.5**
6	3.861	19.695	27.944	18.467	27.450	1'37.417	258.6
7	3.848	25.341	34.678	20.524	7'04.550	8'28.941 P	257.4
8			29.061	18.585	27.568	1'48.417 P	
9	3.794	19.435	**27.879**	**18.404**	**27.209**	**1'36.721**	**260.5**
10	3.830	19.694	30.235	24.864	27.709	1'46.332	258.6
11	3.861	19.696	28.125	18.552	27.412	1'37.646	259.3
12	3.874	19.488	28.141	18.579	27.353	1'37.435	255.6
13	3.875	22.885	36.747	18.992	8'02.462	9'24.961 P	255.6
14			31.056	37.847	41.684	2'23.503 P	
15	4.393	23.853	31.768	18.602	27.248	1'45.864	230.5
16	3.797	19.490	28.462	18.486	27.418	1'37.653	259.9
17	3.847	**19.365**	27.971	18.452	27.299	1'36.934	257.4
18	**3.788**	19.595	28.144	18.446	27.415	1'37.388	259.9

9 SCASSA LUCA

Lap	Sector 1	Sector 2	Sector 3	Sector 4	Sector 5	Lap Time	km/h
1			29.353	19.382	28.413	1'51.163 P	
2	3.726	19.422	27.725	18.694	27.311	1'36.878	265.6
3	3.705	19.332	27.545	18.216	26.784	1'35.582	267.6
4	**3.646**	19.203	27.621	18.307	26.739	1'35.516	**270.9**
5	3.662	20.559	31.438	18.872	3'43.162	4'57.693 P	268.3
6			28.617	18.469	27.397	1'44.007 P	
7	3.719	19.161	40.477	18.835	27.189	1'49.381	265.6
8	3.691	19.318	27.615	18.155	26.914	1'35.693	267.6
9	3.693	20.340	29.797	20.734	7'53.215	9'07.779 P	267.6
10			29.720	18.447	27.091	1'45.589 P	
11	3.725	19.045	27.491	18.226	26.896	1'35.383	265.0
12	3.723	19.087	27.545	18.172	26.922	1'35.449	265.6
13	3.707	19.119	27.590	18.103	26.928	1'35.447	266.9
14	3.708	19.216	32.370	18.721	3'22.322	4'36.337 P	266.9
15			31.178	19.316	28.748	1'48.923 P	
16	**3.646**	18.990	**27.260**	18.119	**26.620**	**1'34.635**	**270.9**
17	3.669	**18.857**	27.448	**17.998**	26.748	1'34.720	269.6
18	3.673	18.928	27.658	18.176	27.018	1'35.453	269.6

10 TOTH IMRE

Lap	Sector 1	Sector 2	Sector 3	Sector 4	Sector 5	Lap Time	km/h
1			31.002	19.287	28.112	1'54.388 P	
2	3.743	20.134	28.865	18.700	27.694	1'39.136	265.6
3	3.717	19.877	29.099	18.710	28.039	1'39.442	266.9
4	3.773	20.827	32.307	18.881	7'41.105	8'56.893 P	263.0
5			32.045	19.123	28.067	1'53.479 P	
6	3.743	19.811	28.546	18.645	27.644	1'38.389	265.0
7	3.703	19.988	28.931	18.699	27.643	1'38.964	267.6
8	3.724	19.724	28.529	18.678	27.591	1'38.246	265.6
9	3.721	20.768	30.324	19.307	5'36.646	6'50.766 P	266.3
10			57.962	48.104	3'43.565	6'29.170 P	
11			30.826	19.201	28.398	1'51.907 P	
12	3.786	19.644	28.454	18.564	27.630	1'38.078	261.8
13	3.774	20.513	33.740	19.333	27.918	1'45.278	261.8
14	3.734	**19.612**	28.337	18.567	**27.381**	**1'37.631**	265.0
15	**3.680**	19.697	29.901	19.036	27.967	1'40.281	**269.6**
16	3.797	19.637	**28.159**	**18.558**	27.597	1'37.748	259.3
17	3.780	23.162	34.948	20.556	29.559	1'52.005	261.8

11 LOWES SAM

Lap	Sector 1	Sector 2	Sector 3	Sector 4	Sector 5	Lap Time	km/h
1			29.910	19.258	27.351	1'51.504 P	
2	3.735	19.616	27.831	18.399	27.350	1'36.931	264.3
3	3.687	19.607	27.812	18.442	26.905	1'36.453	266.3
4	3.705	19.204	27.770	18.359	26.841	1'35.879	266.3
5	3.704	19.217	28.328	18.483	27.389	1'37.121	**266.9**
6	3.788	19.117	27.669	18.110	26.875	1'35.559	261.1
7	3.766	24.214	38.101	19.533	5'37.019	7'02.633 P	261.8
8			30.713	18.487	26.916	1'54.267 P	
9	3.774	18.919	27.378	17.933	**26.500**	**1'34.504**	261.8
10	3.767	18.870	27.428	**17.886**	26.738	1'34.689	261.8
11	3.771	18.953	27.465	17.954	26.750	1'34.893	261.1
12	3.777	25.883	34.635	18.350	27.125	1'49.770	261.1
13	3.749	18.958	27.598	17.994	26.807	1'35.106	263.7
14	3.749	18.957	27.513	17.890	26.702	1'34.811	263.0
15	**3.686**	23.984	30.461	20.062	5'36.787	6'54.980 P	265.6
16			32.282	18.371	26.939	1'56.250 P	
17	3.768	19.022	**27.366**	17.915	26.560	1'34.631	262.4
18	3.755	**18.862**	27.480	17.934	26.581	1'34.612	263.0
19	3.742	18.905	27.430	17.894	26.715	1'34.686	263.7
20	3.760	18.964	27.518	18.070	26.826	1'35.138	262.4
21	3.761	19.076	27.685	18.126	26.871	1'35.519	261.8

19 PIROTTA MITCHELL

Lap	Sector 1	Sector 2	Sector 3	Sector 4	Sector 5	Lap Time	km/h
1			30.969	19.532	28.022	1'54.021 P	
2	3.722	19.930	28.629	**18.471**	27.338	1'38.090	265.0
3	**3.699**	19.838	1'07.693	25.258	30.823	2'27.311	**268.3**
4	3.802	20.123	28.419	18.620	27.499	1'38.463	260.5
5	3.813	20.006	28.332	18.614	27.527	1'38.292	259.9
6	3.814	20.271	33.605	21.871	3'51.409	5'10.970 P	260.5
7			43.849	25.106	28.095	2'21.581 P	
8	3.780	19.933	28.511	18.690	27.498	1'38.412	262.4
9	3.801	19.798	28.273	18.616	**27.176**	1'37.664	260.5
10	3.814	19.765	**28.147**	18.555	27.319	**1'37.600**	259.3
11	3.834	19.875	28.372	18.574	27.330	1'37.985	259.3
12	3.804	20.330	30.986	19.693	6'29.637	7'44.450 P	259.3

P = Pits In/Out - C = Lap-Time Cancelled

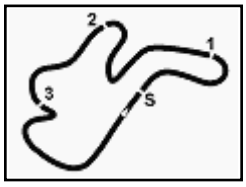

Phillip Island 4.445 m

Phillip Island, 25-26-27 February 2011

Supersport - Chronological Analysis Qualifying 2nd Session

13			41.530	29.504	30.609	2'28.376 P	
14	3.802	20.197	29.035	18.892	41.332	1'53.258	260.5
15	6.222	28.383	43.973	33.653	34.527	2'26.758	142.2
16	3.726	20.372	29.415	18.592	27.547	1'39.652	265.0
17	3.791	19.707	28.262	18.583	27.343	1'37.686	261.8
18	3.785	19.992	39.053	28.797	29.231	2'00.858	261.8
19	3.743	19.844	28.557	18.792	27.205	1'38.141	265.0
20	3.716	**19.554**	28.533	18.549	27.290	1'37.642	267.6

21 MARINO FLORIAN

Lap	Sector 1	Sector 2	Sector 3	Sector 4	Sector 5	Lap Time	km/h
1			30.913	18.596	27.066	1'46.847 P	
2	3.716	19.575	27.737	18.229	26.875	1'36.132	266.3
3	3.647	19.171	27.754	18.197	27.003	1'35.772	**271.6**
4	3.689	19.301	27.645	18.184	27.030	1'35.849	268.3
5	3.711	21.565	30.920	19.505	4'39.460	5'55.161 P	266.9
6			29.029	18.315	30.007	1'46.329 P	
7	3.664	19.279	37.709	20.310	27.842	1'48.804	270.3
8	3.674	19.209	54.511	21.126	5'08.806	6'47.326 P	269.6
9			28.706	18.172	27.531	1'49.561 P	
10	3.685	19.102	**27.444**	18.014	**26.749**	**1'34.994**	268.3
11	3.653	19.593	33.758	18.012	26.784	1'41.800	270.9
12	3.658	19.157	31.156	18.944	7'42.910	8'55.825 P	270.9
13			28.186	18.449	26.881	1'42.620 P	
14	3.686	**19.087**	27.624	18.227	50.364	1'58.988	268.3
15	3.717	26.875	30.192	18.635	26.898	1'46.317	266.9
16	3.633	19.120	27.546	18.056	27.303	1'35.658	270.3
17	**3.623**	19.367	27.660	**17.994**	29.880	1'38.524	269.6

22 TAMBURINI ROBERTO

Lap	Sector 1	Sector 2	Sector 3	Sector 4	Sector 5	Lap Time	km/h
1			29.725	19.140	28.055	1'54.531 P	
2	3.943	20.600	30.813	19.550	32.131	1'47.037	244.0
3	3.788	19.536	30.535	18.310	27.013	1'39.182	259.9
4	3.807	19.456	27.828	18.343	26.926	1'36.360	256.8
5	3.799	19.712	36.040	27.327	7'20.550	8'47.428 P	259.3
6			29.188	18.824	28.368	1'49.535 P	
7	3.815	19.414	27.951	18.307	27.053	1'36.540	259.9
8	3.790	19.481	36.657	23.927	5'58.335	7'22.190 P	260.5
9			37.550	20.149	28.421	2'09.519 P	
10	3.849	19.146	27.590	18.211	**26.658**	1'35.454	255.6
11	3.796	19.094	27.548	18.203	26.712	1'35.353	259.3
12	3.822	23.569	37.891	21.213	5'27.897	6'54.392 P	258.0
13			32.940	22.518	36.840	2'03.350 P	
14	3.766	21.647	39.499	21.133	26.908	1'52.953	261.8
15	**3.760**	**18.963**	**27.418**	**18.098**	26.692	**1'34.931**	261.8
16	3.778	19.117	27.728	18.229	26.944	1'35.796	**262.4**

23 PARKES BROC

Lap	Sector 1	Sector 2	Sector 3	Sector 4	Sector 5	Lap Time	km/h
1			29.951	18.509	27.117	1'46.560 P	
2	3.744	19.259	27.454	17.923	26.589	1'34.969	264.3
3	3.740	19.153	27.578	18.132	26.774	1'35.377	264.3
4	3.743	20.681	30.408	20.953	5'00.618	6'16.403 P	263.7
5			28.691	18.909	27.091	1'45.708 P	
6	3.741	19.208	27.750	18.116	27.056	1'35.871	263.7
7	3.723	19.240	49.923	19.209	2'21.412	3'53.507 P	265.6
8			28.414	18.372	27.016	1'43.891 P	
9	3.743	19.234	27.530	18.209	26.790	1'35.506	263.7
10	3.736	19.238	27.621	18.206	26.902	1'35.703	264.3
11	3.737	20.204	29.632	18.905	3'52.003	5'04.481 P	264.3
12			28.068	18.418	27.042	1'44.289 P	
13	3.719	19.066	27.361	18.109	**26.535**	1'34.790	265.6
14	3.727	19.127	27.370	18.089	26.673	1'34.986	265.0
15	3.733	20.171	30.799	19.328	3'29.106	4'43.137 P	263.7
16			28.725	19.234	27.424	1'47.193 P	
17	**3.698**	19.016	**27.274**	**17.902**	26.658	**1'34.548**	**266.9**
18	3.727	**18.971**	29.159	20.373	27.998	1'40.228	263.0
19	3.706	19.143	27.623	18.132	26.702	1'35.306	**266.9**

25 JERMAN MARKO

Lap	Sector 1	Sector 2	Sector 3	Sector 4	Sector 5	Lap Time	km/h
1			30.415	19.138	27.895	1'54.039 P	
2	3.866	19.997	28.814	18.802	27.720	1'39.199	256.8
3	3.840	20.000	28.686	18.895	27.743	1'39.164	255.0
4	3.851	19.977	48.627	18.977	2'30.497	4'01.929 P	255.6
5			31.627	18.981	29.063	2'02.060 P	
6	3.905	**19.814**	46.701	19.074	27.927	1'57.421	253.2
7	3.924	20.040	28.739	19.017	27.938	1'39.658	252.6
8	3.896	20.055	28.731	19.024	28.289	1'39.995	253.2
9	3.974	21.812	33.210	19.155	5'33.196	6'51.347 P	249.1
10			29.279	19.158	**27.480**	1'53.041 P	
11	3.874	19.822	28.812	18.773	27.594	1'38.875	254.4
12	3.897	19.985	28.677	18.956	27.638	1'39.153	253.2
13	3.877	20.000	28.618	18.784	27.683	1'38.962	255.0
14	3.852	19.901	**28.430**	**18.761**	27.706	**1'38.650**	255.6
15	3.916	22.480	31.824	19.410	28.076	1'45.706	250.8
16	3.834	19.937	28.662	18.998	27.901	1'39.332	**259.9**
17	**3.791**	20.297	28.584	18.900	27.653	1'39.225	**259.9**
18	3.849	19.931	28.826	18.920	27.917	1'39.443	256.2
19	3.826	20.094	29.659	19.558	2'19.803	3'32.940 P	256.8
20			33.378	19.228	27.949	2'02.728 P	
21	3.846	19.837	28.684	18.989	27.655	1'39.011	256.8

28 SZKOPEK PAWEL

Lap	Sector 1	Sector 2	Sector 3	Sector 4	Sector 5	Lap Time	km/h
1			29.907	18.873	27.867	1'49.296 P	
2	3.830	19.798	28.385	18.455	27.285	1'37.753	258.0
3	3.837	19.484	28.369	18.459	27.434	1'37.583	256.8
4	3.839	19.749	28.148	18.878	27.741	1'38.355	257.4
5	3.796	19.613	28.242	18.396	27.159	1'37.206	260.5
6	**3.782**	19.576	28.123	18.366	27.290	1'37.137	**262.4**
7	3.826	22.638	36.443	20.421	3'38.339	5'01.667 P	258.6
8			29.716	19.016	28.050	1'55.604 P	
9	3.855	19.734	28.484	18.488	27.441	1'38.002	253.8
10	3.864	19.494	28.264	18.606	27.559	1'37.787	255.0
11	3.885	19.408	28.146	18.420	27.626	1'37.485	253.2
12	3.904	23.427	33.688	22.411	2'55.175	4'18.605 P	245.1
13			28.541	18.364	27.311	1'47.037 P	
14	3.866	19.396	27.878	18.248	**27.061**	1'36.449	255.0
15	3.859	**19.314**	**27.850**	**18.238**	27.118	**1'36.379**	255.0
16	3.869	20.363	30.188	19.609	5'22.289	6'36.318 P	255.0
17			33.020	18.967	29.714	2'03.449 P	
18	3.846	19.377	32.718	18.831	27.373	1'42.145	256.8
19	3.807	20.064	28.873	19.114	27.793	1'39.651	259.9

31 IANNUZZO VITTORIO

Lap	Sector 1	Sector 2	Sector 3	Sector 4	Sector 5	Lap Time	km/h
1			30.007	20.857	27.300	1'53.182 P	
2	**3.647**	20.022	28.905	18.360	27.143	1'38.077	**272.3**
3	3.674	19.804	28.094	18.495	27.155	1'37.222	268.3
4	3.723	19.764	28.138	18.613	27.178	1'37.416	265.6
5	3.814	21.395	31.468	20.887	4'50.888	6'08.452 P	256.2
6			31.634	20.017	31.725	1'56.725 P	
7	3.767	19.818	28.186	18.693	27.431	1'37.895	261.8
8	3.790	21.235	31.297	20.784	3'54.573	5'11.679 P	260.5
9			32.256	21.009	27.639	1'56.114 P	
10	3.710	22.039	29.636	18.313	28.431	1'42.129	263.7
11	3.728	20.892	28.676	18.646	29.812	1'41.754	265.0
12	3.709	19.385	**27.795**	**18.280**	26.977	**1'36.146**	266.3
13	3.735	21.360	30.385	20.388	4'38.254	5'54.122 P	263.7
14			42.364	26.969	1'25.269	3'12.242 P	
15			46.349	43.587	30.920	2'40.312 P	
16	3.732	19.347	28.005	18.451	**26.829**	1'36.364	264.3
17	3.758	19.339	29.044	19.112	28.102	1'39.355	258.0
18	3.708	**19.337**	27.870	18.373	26.872	1'36.160	266.3

34 QUARMBY RONAN

Lap	Sector 1	Sector 2	Sector 3	Sector 4	Sector 5	Lap Time	km/h
1			29.472	18.852	27.728	1'47.154 P	
2	3.811	19.741	28.579	18.487	27.329	1'37.947	257.4
3	3.847	19.675	28.382	18.481	27.198	1'37.583	254.4
4	3.819	19.841	28.271	18.482	27.373	1'37.786	256.2
5	3.781	19.402	28.336	18.406	27.177	1'37.102	259.3
6	3.875	19.565	28.175	18.506	27.146	1'37.267	252.6
7	3.875	20.754	30.145	24.540	3'25.743	4'45.057 P	254.4
8			28.412	18.538	27.433	1'50.239 P	
9	3.786	20.216	28.918	18.747	6'31.801	7'43.468 P	260.5
10			40.590	23.101	43.045	2'24.942 P	
11	5.096	24.386	36.038	21.474	30.556	1'57.550	173.5
12	3.777	19.473	28.443	18.358	27.184	1'37.235	260.5
13	3.819	19.522	28.154	**18.240**	26.974	1'36.709	256.8
14	3.821	19.348	28.057	18.461	27.131	1'36.818	256.8
15	3.832	19.341	28.002	18.262	27.070	1'36.507	255.0
16	3.830	19.468	29.253	19.694	2'57.935	4'10.180 P	255.0
17			44.416	28.847	27.253	2'12.258 P	
18	**3.734**	19.377	27.897	18.716	**26.779**	1'36.503	**263.0**
19	3.767	**19.248**	**27.844**	18.294	26.956	**1'36.109**	261.8
20	3.784	19.394	27.897	18.253	26.948	1'36.276	259.9

38 NEMETH BALAZS

Lap	Sector 1	Sector 2	Sector 3	Sector 4	Sector 5	Lap Time	km/h
1			30.160	19.069	27.822	1'50.905 P	
2	**3.702**	20.112	28.935	18.615	27.616	1'38.980	**268.3**
3	3.737	20.051	31.672	19.272	27.871	1'42.603	266.3
4	3.781	20.014	29.311	19.358	5'56.106	7'08.570 P	262.4
5			31.459	19.768	28.490	1'59.073 P	
6	3.837	20.326	29.058	18.904	27.893	1'40.018	258.6

P = Pits In/Out - C = Lap-Time Cancelled

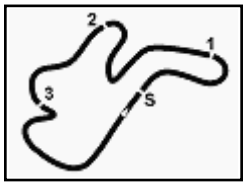

Phillip Island 4.445 m

Phillip Island, 25-26-27 February 2011

Supersport - Chronological Analysis Qualifying 2nd Session

7	3.824	20.105	28.625	18.756	27.629	1'38.939	258.6
8	3.818	19.956	28.531	18.677	27.557	1'38.539	258.6
9	3.811	19.949	28.595	18.747	27.596	1'38.698	259.3
10	3.827	23.502	38.468	29.765	8'30.342	10'05.904 P	258.0
11			42.563	26.294	29.046	2'24.628 P	
12	3.841	20.221	29.454	20.095	41.383	1'54.994	257.4
13	6.719	28.508	42.687	35.967	33.942	2'27.823	135.3
14	3.822	20.186	30.206	18.737	27.941	1'40.892	259.9
15	3.787	19.911	28.583	**18.613**	**27.510**	**1'38.404**	261.8
16	3.772	19.871	33.944	28.606	29.735	1'55.928	263.0
17	3.755	**19.848**	28.476	18.703	27.720	1'38.502	266.9
18	3.800	19.927	**28.367**	19.025	27.578	1'38.697	260.5

44 SALOM DAVID

Lap	Sector 1	Sector 2	Sector 3	Sector 4	Sector 5	Lap Time	km/h
1			27.882	18.378	27.343	1'43.894 P	
2	3.752	19.606	28.322	18.745	3'36.765	4'47.190 P	263.0
3			29.206	22.620	32.387	1'55.343 P	
4	3.735	19.193	28.096	18.200	27.075	1'36.299	265.6
5	3.716	19.233	27.602	18.271	27.085	1'35.907	265.6
6	3.737	19.274	27.476	18.111	26.868	1'35.466	264.3
7	3.731	19.314	27.537	18.220	4'20.974	5'29.776 P	265.6
8			28.766	18.369	26.944	1'47.730 P	
9	3.697	19.110	27.218	17.977	26.560	1'34.562	267.6
10	**3.628**	19.042	28.446	18.704	28.653	1'38.473	270.3
11	3.653	19.024	27.264	17.910	26.814	1'34.665	268.3
12	3.629	23.216	29.612	21.022	3'19.471	4'36.950 P	**273.7**
13			29.683	21.232	30.134	1'52.650 P	
14	3.763	19.039	**27.196**	18.207	26.958	1'35.163	263.0
15	3.752	19.092	27.375	18.118	26.914	1'35.251	263.0
16	3.735	20.038	28.717	18.884	3'39.766	4'51.140 P	264.3
17			35.568	36.235	37.874	2'22.296 P	
18	3.677	19.004	27.217	**17.817**	**26.355**	**1'34.070**	270.3
19	3.680	**18.894**	53.533	25.231	33.816	2'15.154	267.6

55 ROCCOLI MASSIMO

Lap	Sector 1	Sector 2	Sector 3	Sector 4	Sector 5	Lap Time	km/h
1			30.449	19.342	27.282	1'52.639 P	
2	3.692	20.546	28.757	18.338	27.576	1'38.909	261.8
3	3.783	20.370	33.257	22.968	10'30.357	11'50.735 P	263.7
4			31.422	20.488	20'06.676	21'29.697 P	
5			32.178	20.750	27.429	1'51.812 P	
6	3.755	19.567	27.911	18.300	26.880	1'36.413	262.4
7	3.758	**19.336**	27.860	18.172	26.830	1'35.956	262.4
8	3.704	21.433	32.651	19.866	27.016	1'44.670	265.6
9	**3.631**	19.377	**27.856**	**18.137**	**26.807**	**1'35.808**	**269.6**

60 IVANOV VLADIMIR

Lap	Sector 1	Sector 2	Sector 3	Sector 4	Sector 5	Lap Time	km/h
1			28.996	18.497	27.405	1'45.039 P	
2	3.818	19.691				25'45.664 P	259.9
3			41.945	24.511	45.517	2'37.886 P	
4	3.868	19.965	1'07.907	18.612	29.013	2'19.365	255.6
5	**3.691**	19.489	31.621	18.690	**27.261**	1'40.752	**264.3**
6	3.797	19.787	**28.106**	**18.432**	31.137	1'41.259	258.0
7	3.806	30.636	42.062	18.675	2'56.284	4'31.463 P	259.3
8				20.442	33.802	2'50.324 P	
9	3.778	19.830	28.465	18.880	27.439	**1'38.392**	263.7
10	3.774	**19.404**	28.127	21.098	30.783	1'43.186	262.4

69 JEZEK ONDREJ

Lap	Sector 1	Sector 2	Sector 3	Sector 4	Sector 5	Lap Time	km/h
1			30.149	19.096	27.828	1'49.802 P	
2	3.821	20.076	28.741	18.980	27.515	1'39.133	258.0
3	**3.715**	19.520	**27.667**	18.519	**26.764**	**1'36.185**	**265.6**
4	3.782	19.543	27.875	18.482	26.853	1'36.535	261.8
5	3.747	19.730	28.482	**18.402**	27.428	1'37.789	264.3
6	3.795	19.593	27.849	18.593	27.214	1'37.044	259.9
7	3.839	20.839	31.837	19.718	10'12.790	11'29.023 P	253.8
8			29.088	18.545	26.866	1'50.880 P	
9	3.754	**19.512**	27.770	18.524	26.824	1'36.384	265.0
10	3.767	19.529	28.435	18.445	27.921	1'38.097	261.8
11	3.867	19.835	27.947	18.550	27.352	1'37.551	254.4
12	3.993	20.958	29.711	19.995	8'09.351	9'24.008 P	241.3
13			30.173	22.910	47.313	2'13.800 P	
14	3.817	19.777	28.654	18.681	26.912	1'37.841	258.6
15	3.790	19.571	28.419	19.320	27.164	1'38.264	260.5
16	3.794	19.694	28.130	18.581	27.173	1'37.372	260.5
17	3.820	19.752	27.989	18.522	27.105	1'37.188	258.6

77 ELLISON JAMES

Lap	Sector 1	Sector 2	Sector 3	Sector 4	Sector 5	Lap Time	km/h
1			30.078	19.651	26.833	1'51.429 P	
2	**3.632**	20.361	28.491	18.411	27.041	1'37.936	268.3
3	3.673	19.303	27.925	18.379	26.871	1'36.151	**270.3**
4	3.675	19.614	45.988	21.426	3'13.755	4'44.458 P	268.3
5			29.183	19.205	27.494	1'51.609 P	
6	3.722	19.466	27.702	18.308	26.798	1'35.996	265.6
7	3.722	19.416	27.803	18.301	**26.741**	1'35.983	265.6
8	3.707	20.497	29.721	19.433	5'21.856	6'35.214 P	266.9
9			28.681	18.520	27.196	1'46.592 P	
10	3.738	19.428	**27.676**	18.494	26.949	1'36.285	265.0
11	3.727	**19.247**	27.703	**18.255**	5'54.034	7'02.966 P	265.6
12			28.514	18.570	27.254	1'45.254 P	
13	3.730	19.448	27.811	18.397	26.942	1'36.328	265.6
14	3.712	19.367	29.398	19.219	2'02.098	3'13.794 P	266.3
15			28.840	18.602	27.259	1'51.541 P	
16	3.704	19.270	27.823	18.352	26.828	1'35.977	266.9
17	3.699	19.251	30.872	19.469	26.970	1'40.261	266.9
18	3.705	19.315	27.700	18.299	26.874	**1'35.893**	266.9

87 MARCONI LUCA

Lap	Sector 1	Sector 2	Sector 3	Sector 4	Sector 5	Lap Time	km/h
1			32.002	20.331	29.059	1'55.208 P	
2	3.908	20.650	29.711	19.865	38.490	1'52.624	252.6
3	3.856	20.088	29.755	18.960	28.112	1'40.771	256.8
4	3.866	20.416	29.047	18.959	**27.706**	1'39.994	255.0
5	3.828	19.988	29.051	18.988	28.057	1'39.912	258.0
6	3.890	22.209	33.841	19.725	5'20.894	6'40.559 P	253.2
7			34.617	22.364	30.305	2'04.881 P	
8	3.842	19.923	**28.861**	**18.809**	27.900	**1'39.335**	256.8
9	3.836	19.874	28.865	18.930	27.896	1'39.401	258.0
10	3.854	22.953	37.025	41.161	30.304	2'15.297	256.2
11	3.868	20.003	28.883	18.978	4'58.341	6'10.073 P	255.0
12			36.249	34.677	32.756	2'19.662 P	
13	3.877	19.895	29.806	19.035	27.920	1'40.533	256.8
14	3.799	**19.737**	29.107	19.009	27.902	1'39.554	261.1
15	3.867	23.557	32.325	24.115	29.070	1'52.934	255.6
16	3.858	19.990	31.725	21.709	33.867	1'51.149	256.8
17	3.901	21.396	34.498	27.689	45.917	2'13.401	252.6
18	4.050	22.182	42.759	26.872	29.919	2'05.782	245.7
19	**3.788**	20.144	53.413	22.849	28.201	2'08.395	**262.4**

91 DELL'OMO DANILO

Lap	Sector 1	Sector 2	Sector 3	Sector 4	Sector 5	Lap Time	km/h
1			29.393	18.938	1'24.321	2'43.702 P	
2			35.739	24.223	27.790	2'00.823 P	
3	3.848	19.767	28.100	18.327	26.974	1'37.016	255.6
4	3.801	19.598	27.909	18.358	27.292	1'36.958	259.3
5	3.819	22.143	36.442	24.882	33.284	2'00.570	258.0
6	3.737	21.269	31.765	21.835	32.249	1'50.855	264.3
7	3.782	20.306	30.708	21.671	27.532	1'43.999	261.1
8	3.754	19.400	27.890	18.330	26.884	1'36.258	263.7
9	3.753	19.499	27.986	18.401	27.074	1'36.713	263.0
10	3.767	21.788	31.386	19.173	6'15.308	7'31.422 P	263.0
11			38.728	26.408	39.086	2'18.895 P	
12	3.821	21.001	36.539	28.355	32.068	2'01.784	257.4
13	3.732	19.635	27.913	18.481	27.107	1'36.868	265.6
14	3.743	19.494	27.872	18.361	26.991	1'36.461	264.3
15	3.781	19.463	27.830	18.335	27.093	1'36.502	261.8
16	3.764	19.431	27.870	18.372	26.916	1'36.353	263.7
17	3.765	19.642	36.583	26.806	28.145	1'54.941	262.4
18	3.773	20.197	33.296	23.375	33.365	1'54.006	261.8
19	3.732	**19.259**	27.973	**18.271**	**26.670**	**1'35.905**	265.6
20	**3.718**	19.520	29.862	19.328	29.133	1'41.561	**266.9**
21	3.730	19.332	27.958	18.340	26.893	1'36.253	265.6
22	3.734	19.396	**27.769**	18.455	27.044	1'36.398	265.0

99 FORET FABIEN

Lap	Sector 1	Sector 2	Sector 3	Sector 4	Sector 5	Lap Time	km/h
1			28.430	18.580	27.326	1'45.619 P	
2	3.765	19.159	27.821	18.215	26.896	1'35.856	262.4
3	3.713	19.089	27.780	18.231	26.835	1'35.648	266.9
4	3.729	19.007	46.097	19.197	3'17.481	4'45.511 P	265.0
5			28.401	18.275	26.997	1'45.895 P	
6	3.745	19.029	27.556	18.106	26.800	1'35.236	264.3
7	3.718	19.107	27.574	18.122	26.903	1'35.424	266.3
8	3.732	19.052	27.764	18.139	27.022	1'35.709	264.3
9	3.708	19.633	29.046	18.354	5'08.794	6'19.535 P	266.9
10			28.756	18.236	30.893	1'52.974 P	
11	**3.682**	19.052	27.547	18.675	29.248	1'38.204	**268.9**
12	3.705	18.917	27.588	**18.076**	26.689	1'34.975	266.9
13	3.726	20.959	33.926	21.700	27.543	1'47.854	265.0
14	3.712	18.949	27.443	18.146	26.791	1'35.041	266.3
15	3.714	18.904	27.478	18.095	26.791	1'34.982	266.9
16	3.705	19.349	27.819	18.572	4'52.269	6'01.714 P	266.9
17			29.918	18.428	27.085	1'49.818 P	
18	3.694	18.850	**27.335**	18.154	**26.577**	**1'34.610**	268.3
19	3.700	**18.823**	35.863	21.452	35.567	1'55.405	268.3

P = Pits In/Out - C = Lap-Time Cancelled

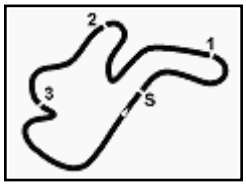

Phillip Island 4.445 m

Phillip Island, 25-26-27 February 2011

Supersport - Chronological Analysis Qualifying 2nd Session

20	3.685	19.372	28.964	18.651	28.437	1'39.109	**268.9**

117 PRAIA MIGUEL

Lap	Sector 1	Sector 2	Sector 3	Sector 4	Sector 5	Lap Time	km/h
1			29.498	18.761	27.885	1'47.289 P	
2	3.772	19.739	28.490	18.534	27.465	1'38.000	261.8
3	3.785	19.685	28.314	18.442	27.327	1'37.553	261.8
4	3.768	19.812	28.225	18.503	27.492	1'37.800	262.4
5	3.804	19.656	28.306	21.315	32.032	1'45.113	257.4
6	3.720	19.664	28.283	18.430	27.169	1'37.266	265.6
7	3.753	19.664	29.845	19.498	5'43.448	6'56.208 P	263.7
8			30.565	18.471	**27.000**	1'53.017 P	
9	3.720	**19.224**	**27.788**	**18.219**	27.048	**1'35.999**	265.6
10	3.771	19.534	28.124	18.448	27.107	1'36.984	261.1
11	3.775	19.245	28.999	18.490	28.008	1'38.517	261.8
12	3.778	19.374	27.910	18.334	27.049	1'36.445	260.5
13	3.714	20.125	28.449	18.504	9'00.476	10'11.268 P	266.3
14			32.667	21.254	27.031	1'55.926 P	
15	3.725	19.350	27.869	18.320	27.118	1'36.382	265.0
16	3.751	22.793	31.708	25.892	36.986	2'01.130	263.0
17	3.923	21.775	39.294	22.935	27.204	1'55.131	253.8
18	**3.673**	19.658	28.410	24.720	31.713	1'48.174	**267.6**
19	3.719	19.743	31.274	22.293	27.953	1'44.982	266.3

127 HARMS ROBBIN

Lap	Sector 1	Sector 2	Sector 3	Sector 4	Sector 5	Lap Time	km/h
1			33.075	19.103	28.206	1'53.053 P	
2	3.777	19.774	27.950	18.258	27.255	1'37.014	261.1
3	**3.658**	19.687	28.094	18.356	27.163	1'36.958	266.9
4	3.711	19.246	27.847	18.126	26.870	1'35.800	267.6
5	**3.658**	19.430	28.049	18.351	27.337	1'36.825	**270.9**
6	3.715	19.333	27.644	18.091	26.826	1'35.609	264.3
7	3.705	24.326	36.758	19.184	6'28.720	7'52.693 P	266.3
8			30.515	18.676	27.222	1'49.332 P	
9	3.776	19.260	27.771	18.163	26.929	1'35.899	261.1
10	3.830	19.306	27.600	18.133	26.781	1'35.650	258.6
11	3.800	21.384	45.394	39.305	32.656	2'22.539	260.5
12	3.792	19.336	27.677	18.175	26.796	1'35.776	261.1
13	3.790	20.736	31.009	23.949	28.943	1'48.427	260.5
14	3.741	19.485	28.576	18.621	5'10.334	6'20.757 P	265.0
15			33.562	20.041	27.337	2'02.328 P	
16	3.792	19.215	38.064	24.564	28.909	1'54.544	261.1
17	3.715	19.304	27.664	**17.990**	**26.599**	**1'35.272**	266.9
18	3.732	19.176	**27.549**	18.330	27.163	1'35.950	263.7
19	3.713	19.122	27.620	18.478	27.960	1'36.893	265.6
20	3.712	**19.114**	27.714	18.091	27.720	1'36.351	266.3

P = Pits In/Out - C = Lap-Time Cancelled